




AP200



allergy pro™
PROFESSIONAL AIR PURIFIER

by **ENVION®**



Thank you for purchasing the Allergy Pro™ 200 air purifier. With True HEPA filtration to purify the air, the Allergy Pro™ 200 air purifier will greatly improve the quality of the air in your home, office or other environments. We want you to be fully satisfied with your Allergy Pro™ 200. That's why your Allergy Pro™ 200 comes with a one-year limited warranty.

Once you've experienced the purity of Allergy Pro™ 200 air, visit us at our website to find out more ways to improve the quality of your air and your life with our premium products and upgrades.

Please be sure to read the following instructions carefully to ensure optimal performance and safety.

www.envion.com

Allergy Pro™ by BONECO North America Corp.
P.O. Box 9159
Van Nuys, CA 91409-8291
800.875.8577

by **ENVION®**

TABLE OF CONTENTS

SAFETY INSTRUCTIONS	2
PRODUCT BENEFITS	4
MAIN PARTS	5
OPERATING THE ALLERGY PRO™ 200 AIR PURIFIER	6
Getting Ready	6
Operation	7
Controls/Settings	8
MAINTENANCE	9
Filter Replacement	9
Cleaning External Surfaces	10
TROUBLE-SHOOTING	11
ONE-YEAR LIMITED WARRANTY	12
ARBITRATION AGREEMENT	13



AP200

SAFETY INSTRUCTIONS

READ AND SAVE THESE INSTRUCTIONS

WARNING: RISK OF ELECTRICAL SHOCK

Safety precautions should always be used when operating this or any electrical appliance. Decrease the risk of electrocution, electric shock, injury or fire by reading and following all the warnings below.

Use only as described in this Allergy Pro™ 200 manual. To reduce the risk of electric shock, do not attempt to service the product in any way other than in the manner described in the **“Cleaning & Maintenance”** section of this manual.

READ ALL INSTRUCTIONS BEFORE OPERATING THE AIR PURIFIER.

- » This product operates at 120V AC, 60Hz only.
- » Do not run cord under carpeting. Do not cover cord with throw rugs, runners, or similar coverings. Arrange cord away from traffic area and where it will not be tripped over.
- » Do not operate the product in any greasy environment, such as in the kitchen. This product is not intended to filter oil or grease from the air.
- » Do not use the Allergy Pro™ 200 air purifier in bathrooms or other humid environments. Do not use near fireplaces or in areas where flammable or combustible vapors or products may exist.
- » Always unplug the power cord from the electrical outlet when the purifier is not in use, before cleaning, inserting or removing parts or before moving to another location.
- » Never run the air purifier unless it is fully assembled.
- » This appliance has a polarized plug (one blade is wider than the other). To reduce the risk of electric shock, this plug is intended to fit in a polarized outlet only one way. If the plug does not fit fully in the outlet, reverse the plug. If it still does not fit, contact a qualified electrician. Do not attempt to defeat this safety feature.
- » Always turn off all controls before unplugging the Allergy Pro™ 200 air purifier from the outlet.
- » Attempting to service the Allergy Pro™ 200 air purifier in any way that is not described in this owner's manual will cause the warranty to be voided and could cause serious personal injury to the user and/or result in considerable damage to the unit.
- » Do not place the cord near a heated surface.

SAFETY INSTRUCTIONS

- » Do not operate this product with a damaged cord or plug. Discard the product or return to an authorized service facility for examination and/or repair.
- » Never use the power cord to pick up, carry, drag, pull, or lift the Allergy Pro™ 200 air purifier. Do not pull the cord against or around sharp corners and edges. This could result in injury to the user or damage to the cord.
- » Always remove the plug from its power outlet by holding onto the plug itself and pulling gently.
- » Never pull on the cord itself to unplug it from its power outlet.
- » Use care when operating the Allergy Pro™ 200 air purifier by keeping all foreign objects, fingers, body parts, hair, loose clothing and jewelry away from openings.
- » Never touch the Allergy Pro™ 200 air purifier or its plug when your hands are wet.
- » The Allergy Pro™ 200 air purifier is an electrical appliance. Adult supervision is required when operating the Allergy Pro™ 200 in the presence of children.
- » To reduce the risk of fire or electric shock, do not use this air purifier with any solid-state speed control devices.



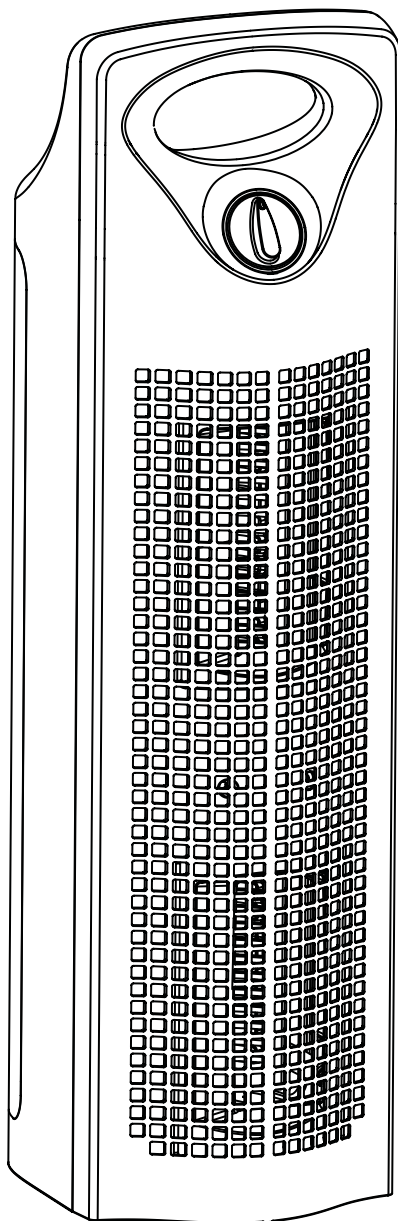
allergy pro™

PROFESSIONAL AIR PURIFIER

by **ENVION®**

PRODUCT BENEFITS

- » **Air purification:**
- » 3 speed fan setting-lets you select the desired cleaning level.



MAIN PARTS

1. **Locking Latch**
2. **Air Inlet Grill**
3. **True HEPA Filter**
4. **Control Dial: Off, HI, MED, LOW**
5. **Air Outlet Grill**

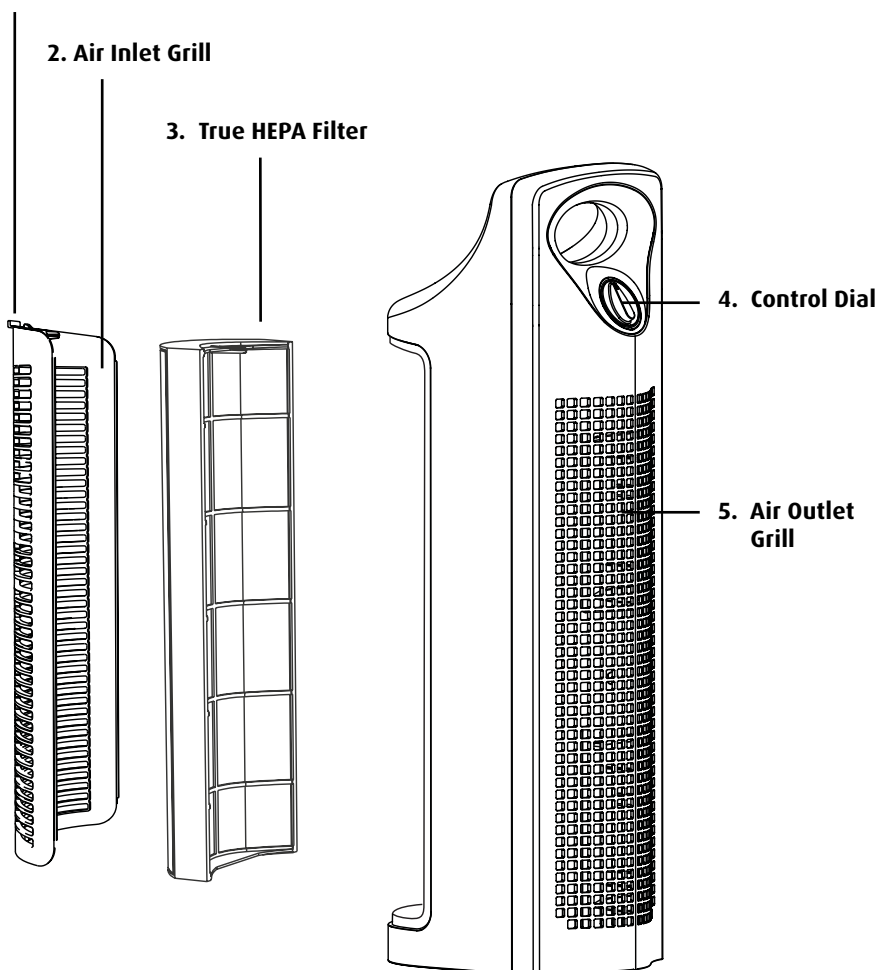
1. Locking Latch

2. Air Inlet Grill

3. True HEPA Filter

4. Control Dial

5. Air Outlet Grill



OPERATING THE ALLERGY PRO™ 200

Before using the Allergy Pro™ 200 air purifier, please read the following important information.


Electrical Ratings:

- 120V Setting: 120Vac, 60 Hz
- Power consumption: 55 watts (0.5 ampere) at high fan speed,
- Net weight: 8.7 lbs
- Dimension (L x W x H): 8.8" x 6.9" x 25.5"

Replacement Parts:

Filter – AP200FA

Locate a level surface on which to place the Allergy Pro™ 200 air purifier near a 120V outlet (follow warnings in the **"SAFETY INSTRUCTIONS"** and **"IMPORTANT WARNINGS"** sections of this manual). Position your Allergy Pro™ 200 at least one foot (12 inches) from the wall. Plug in the unit.




OPERATING THE ALLERGY PRO™ 200

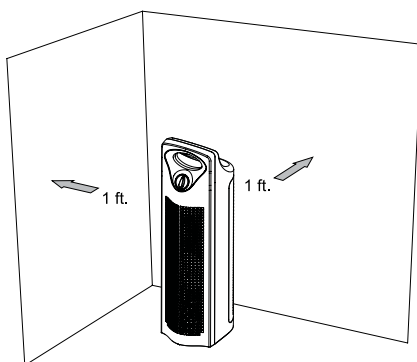
Safety

1. Do not place near fans.
2. Keep both sides of the unit at least 1 foot away from a wall.
3. Do not place the unit near curtains.
4. Placing the unit close to the source of air pollution is an effective way to improve indoor air quality.

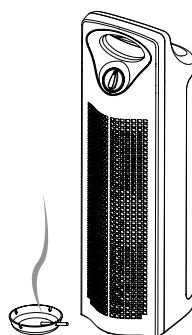
1.



2.



3.



4.

Note:

DO NOT run the Allergy Pro™ 200 with a broken filter. Replace the filter if the filter has a tear or a hole in it.

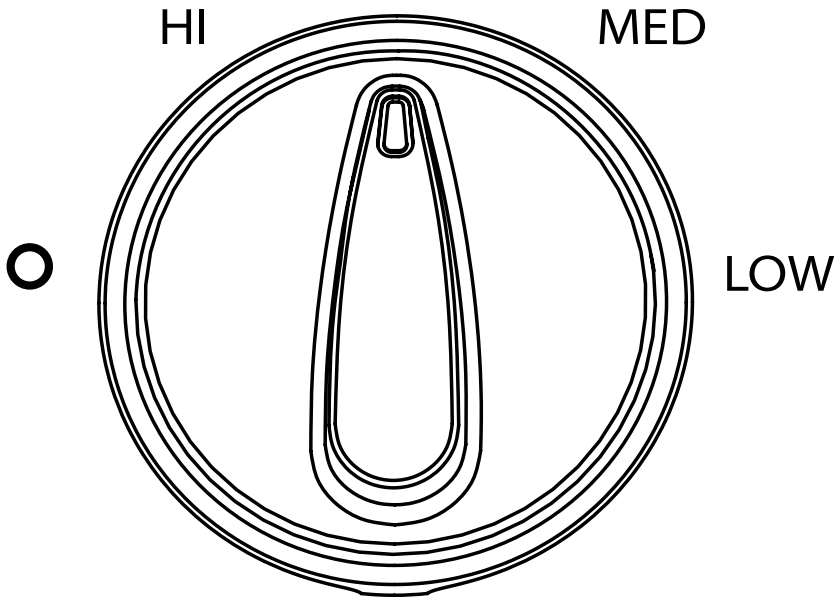
If the filter is damaged or needs replacement, please visit the Allergy Pro™ website at www.envion.com to order for a replacement filter. Or call **1.800.875.8577**.

OPERATING THE ALLERGY PRO™ 200

CONTROLS/SETTINGS:

Power Control – To operate the Allergy Pro™ 200 air purifier, turn dial clockwise to turn on the air purifier. Turn dial counter-clockwise to **OFF** position to turn the unit off.

Fan Speed Control – The Allergy Pro™ 200 has three different speeds of cleaning, **HI**, **MED** and **LOW**. Turn the control dial clockwise to your desired speed.



Control Dial

MAINTENANCE

The Allergy Pro™ professional air purifier is almost maintenance free! Our true HEPA filter lasts up to twelve months, depending on use and environment conditions. It is recommended to replace the true HEPA filter every twelve months.

Before replacing the true HEPA filter of your Allergy Pro™ professional air purifier, turn off and unplug the unit from the electrical outlet and read all safety instructions and important warnings in this owner's manual.

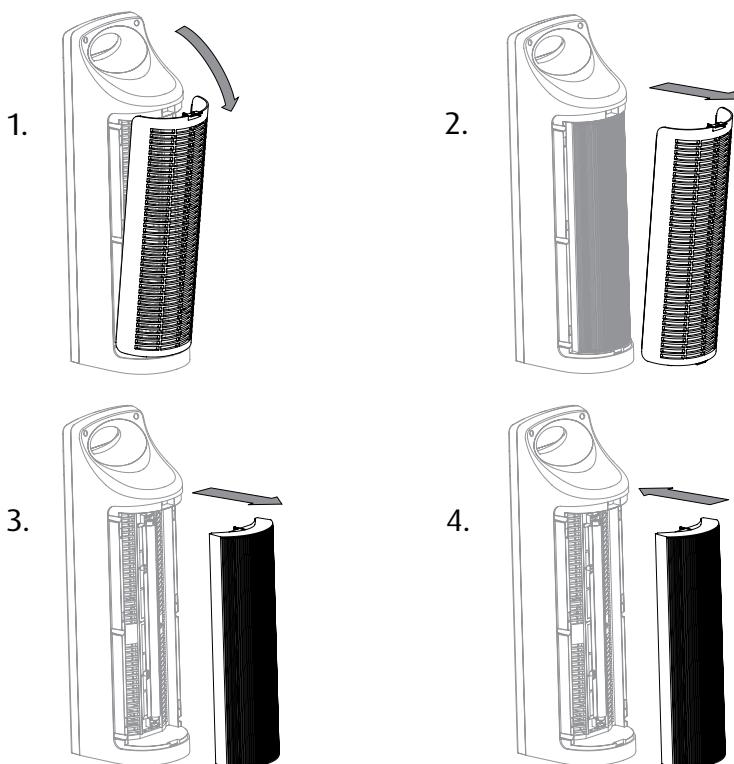
Replacing the True HEPA Filter

1. Make sure unit is turned off and unplugged. Release the inlet grill by pressing on the locking latch (see diagram of Main Parts).
2. Remove the inlet grill from the unit as shown below.
3. Grasp the left and right frames of the True HEPA filter through the indentations on the sides of the filter enclosure and remove the filter.
4. Insert a new True HEPA filter, then snap the inlet grill back into position.

To Order A Replacement True HEPA Filter

The true HEPA filter should be changed every twelve months, simply contact our customer service department at **1.800.875.8577**.

The Allergy Pro™ replacement true HEPA filter part number is: **TPP200FA**



CLEANING & MAINTENANCE

Cleaning External Surfaces

1. Turn off and unplug unit.
2. Use a washcloth slightly dampened with a little water and dishwashing soap to wipe the outer case surfaces.
3. Do not allow water to slip into the internal parts as this could damage your unit and result in electrical shock and injury to you.
4. Allow the unit to thoroughly dry before use.



TROUBLESHOOTING

PROBLEM	REASON	SOLUTION
Unit will not operate.	Control Dial not turned to ON position.	Turn the Control Dial clockwise.
	Unit is unplugged.	Check to ensure unit is plugged in.
	The inlet grill has not been installed & locked into place.	Check to make sure filter is properly installed & locked into place.
Reduced airflow or poor filtering.	The inlet or outlet grill may be blocked.	Check to ensure nothing is blocking air inlet & air outlet.
	True HEPA filter may be clogged.	Replace with a new True HEPA filter, if necessary.



ONE-YEAR LIMITED WARRANTY

ONE YEAR LIMITED WARRANTY

Your Allergy Pro™ air purifier is warranted to be free from defects in materials and workmanship for one year from the original purchase date. Should the product have a defect in materials or workmanship, we will repair or replace it without charge to you (a shipping and processing fee will apply). To obtain service under warranty, simply call our customer service center toll-free at **800.875.8577**.

This warranty does not cover damage caused by accident, misuse or any use other than as intended and described in this product manual, or damage resulting from failure to maintain and clean this product as specified in this product manual. This warranty applies only to the original purchaser of the Allergy Pro™ air purifier.

ALL EXPRESS AND IMPLIED WARRANTIES FOR THIS PRODUCT, INCLUDING IMPLIED WARRANTIES OF MERCHANTABILITY AND FITNESS FOR A PARTICULAR PURPOSE, ARE LIMITED IN DURATION TO THE WARRANTY PERIOD, AND NO WARRANTIES, WHETHER EXPRESS OR IMPLIED, WILL APPLY AFTER THIS PERIOD.

Some states do not allow limitations on the duration of implied warranties, so the above limitation may not apply to you. While this warranty gives you specific legal rights, you may also have other rights which may vary from state to state.

Contact Info for Warranty Service:

Allergy Pro™ by BONECO North America Corp.

P.O. Box 9159 | Van Nuys, CA | 91409-8291

1.800.875.8577 | www.envion.com

©2021 BONECO North America Corp. All Rights Reserved.

The energy efficiency of this ENERGY STAR qualified model is measured based on a ratio between the model's CADR for dust and the electrical energy it consumes, or CADR/Watt.



allergy pro™

PROFESSIONAL AIR PURIFIER

by **ENVION®**

ARBITRATION AGREEMENT

PLEASE READ THIS AGREEMENT CAREFULLY. YOU ACCEPT THE TERMS OF THIS AGREEMENT BY RETAINING THE PRODUCT(S) SHIPPED IN CONNECTION WITH THIS AGREEMENT (THE "PRODUCTS") FOR MORE THAN THIRTY (30) DAYS AFTER RECEIPT. IF YOU DO NOT AGREE TO THE TERMS OF THIS AGREEMENT, YOU MAY RETURN THE PRODUCT TO COMPANY WITHIN THIRTY (30) DAYS OF RECEIPT FOR A FULL REFUND.

THIS ARBITRATION AGREEMENT ("AGREEMENT") AFFECTS YOUR LEGAL RIGHTS AND REMEDIES BY PROVIDING THAT DISPUTES BETWEEN YOU AND THE MANUFACTURER, DISTRIBUTOR AND/OR SELLER OF THIS PRODUCT (COLLECTIVELY, "COMPANY"), MUST BE RESOLVED THROUGH BINDING ARBITRATION AND NOT IN COURT. IT ALSO PROVIDES THAT ANY DISPUTE CANNOT BE RESOLVED IN A CLASS ACTION OR OTHER PROCEEDING WHERE YOU REPRESENT OTHER PERSONS OR OTHER PERSONS REPRESENT YOU, AND THAT NO CLASS OR REPRESENTATIVE ARBITRATIONS ARE PERMITTED. PLEASE CAREFULLY READ ALL TERMS IN THIS AGREEMENT.

1. RESOLUTION OF CLAIMS OR DISPUTES.

Any claim or dispute between you and Company (or any of Company's subsidiaries or affiliates) arising out of or relating in any way to the Product or this Agreement shall be resolved through final, binding arbitration. This arbitration obligation is reciprocally binding on both you and the Company and applies regardless of whether the claim or dispute involves a tort, fraud, misrepresentation, product liability, negligence, violation of a statute, or any other legal theory. Both you and Company specifically acknowledge and agree that you waive your right to bring a lawsuit based on such claims or disputes and to have such lawsuit resolved by a judge or jury.

2. LIMITATION OF LEGAL REMEDIES.

All arbitrations under this Agreement shall be conducted on an individual (and not a class-wide) basis, and an arbitrator shall have no authority to award class-wide relief. You acknowledge and agree that this Agreement specifically prohibits you and the Company from commencing arbitration proceedings as a representative of others or joining in any arbitration proceedings brought by any other person. The parties agree that no class or representative actions of any type are permitted.

3. ARBITRATION PROCEDURES.


- a. Before instituting an arbitration, if you have any dispute, we strongly encourage you to contact the Company to try to resolve the matter by calling 800.218.3560, although you are not required to do so.
- b. The arbitration of any claim or dispute under this Agreement shall be conducted in accordance with the expedited procedures set forth in the JAMS Comprehensive Arbitration Rules and Procedures as those Rules exist on the date you receive the Product, including Rules 16.1 and 16.2 of those Rules. These rules and procedures are available by calling JAMS or by visiting its web site at www.jamsadr.com. The arbitration of any claim or dispute under this Agreement shall be conducted by an arbitrator who has at least five years of experience conducting arbitrations.
- c. The arbitration of any claim or dispute under this Agreement shall be conducted in the State of California or the location in which you received this Agreement. For claims of \$10,000 or less, you may choose whether the arbitration proceeds in person, by telephone, or based only on submissions.
- d. The Company shall pay costs for the arbitration of claims, including any JAMS Case Management Fee and all professional fees for the arbitrator's services. The Company shall pay the fees and costs of its own counsel, experts and witnesses and shall not be able to recoup them from you even if you do not prevail in the arbitration. Unless otherwise provided by law, you acknowledge and agree that you shall pay the fees and costs of your own counsel, experts and witnesses.

4. CHOICE OF LAW.

The arbitration provisions of this Agreement and any arbitration conducted pursuant to the terms of this Agreement shall be governed by the Federal Arbitration Act (9 U.S.C. Secs. 1-16). In this respect, the parties acknowledge that this Agreement involves a transaction conducted in interstate commerce. Otherwise, this Agreement and the rights of the parties hereunder shall be governed by and construed in accordance with the laws of the State of California, exclusive of conflict or choice of law rules.

5. SEVERABILITY.

If any provision of this Agreement is declared or found to be unlawful, unenforceable or void, such provision will be ineffective only to the extent that it is found unlawful, unenforceable or void, and the remainder of the provision and all other provisions shall remain fully enforceable.



AP200

owner's guide



allergy pro™
PROFESSIONAL AIR PURIFIER

by **ENVION®**